

# NETWORK MEETING #10



**icebreaker** → Hulaan ninyo kung ilang taon ang bawat kasama mo sa grupo.

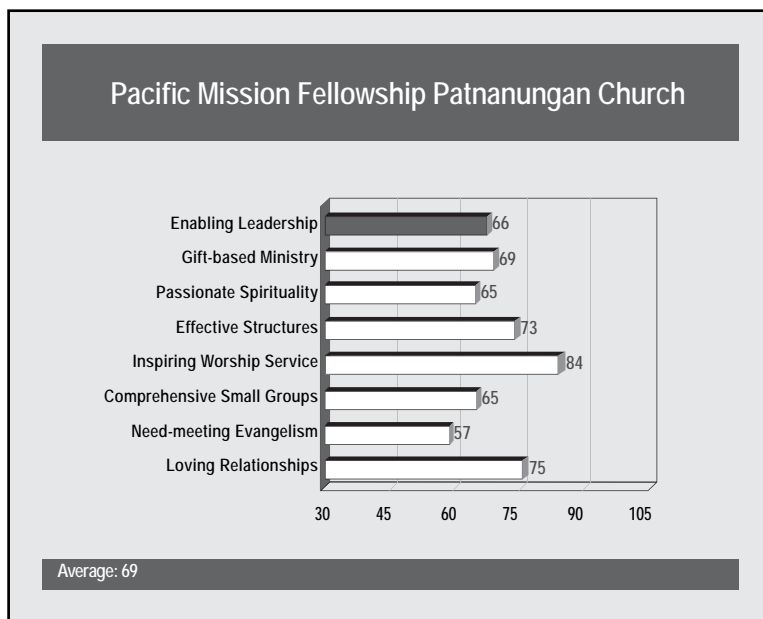
## Learning | from One Another

- 1) What did you learn about doing the NCD survey that you can share with the others?
- 2) What problems did you encounter in doing the survey that you would like to discuss with the others in our network?
- 3) Kindly submit your Implementation Checklist from last month and your **SMART** Goals Accomplishment Worksheet to your Network Facilitator at this time.

## Prepare for Your SECOND CYCLE

### 1) Receive survey results

Most of you have probably already received your survey results by using online processing. Your Network Facilitator will now distribute church profiles, like the one shown, to churches that haven't yet received their survey results.



This will show the increase in the health in your church from all of your hard work! It may also show where your work has been unproductive ☹️. This second profile will not only show the effects of your “NCD activities” but of everything that has happened in your church—both positive and negative—since your first survey.

Churches with high quality normally also grow in quantity. Why do some churches improve in quality but not grow in quantity? This often happens when the church's health is not yet strong enough to produce growth in quantity. If this is the case in your church, patuloy palakasin ang health. Asahan, darating din ang kusang paglago in quantity.

You can learn a lot by evaluating your first cycle.

## 2) Discuss survey results

Discuss the following with the leaders and key members at your church:

- a) What changes do you see in your Weakest Quality?
- b) Which qualities have improved?
- c) What areas of growth in health are you happiest about?
- d) Are there any disappointments? If so, what?
- e) Overall, how do you feel about the survey results?

## 3) Evaluate your first cycle

Do a thorough evaluation of the NCD cycle that you have just completed. This will help you to improve in your next cycle. Tandaan po natin, evaluation is part of the Effective Structures in a healthy church. The Implementation Team should meet this month and use these questions to help do this evaluation. We will share the valuable things we learned from this evaluation at the first network meeting for the second cycle.

- a) How has your church benefited from this NCD cycle?
- b) Compare the score for each quality in this survey and your previous survey. Notice the changes. Identify what has changed in your church that caused these changes in your scores. You will learn a lot from this.
- c) How has working on this cycle motivated your church to work toward greater health? How can this motivation be sustained and even increased in the next cycle?
- d) Anu-ano ang nakapigil sa church ninyo in working on the past NCD cycle? How can these barriers be overcome in the next cycle?
- e) Were there any goals that weren't achieved? Kung meron, bakit kaya?

f) Looking back, to what extent were your goals:

- **S**pecific?
- **M**easurable?
- **A**chievable?
- **R**esult-oriented?
- **T**ime-bound?

g) Which Growth Forces did you use the most to strengthen your church's health?

- Interdependence
- Samantalahin ang Bawat Pagkakataon
- Multiplication (Pagpaparami)
- Sustainability (Makakapagpatuloy)
- Mutual benefit (Kapwa Nakikinabang)
- Fruitful (Mabunga)

According to Christian Schwarz, use of these Growth Forces is the key to church health!

h) Which Growth Forces would you like to use more in your next cycle?

i) How was prayer used during the first cycle? How might prayer be used in a greater way in the next cycle?

j) How could you improve ownership, communication and participation in your next cycle?


k) How will you include the goals that were accomplished in the first cycle into the ongoing life of your church?

l) What were some of the key factors contributing to the increase (or decrease ☹️) of your church's health?

m) What will you do differently in your next cycle?

n) What advice will you pass on to the next Implementation Team? Would it be good to write a short summary of key points for them?





#### 4) Celebrate

Before you begin to work on your next NCD cycle, stop and celebrate! You've been through a lot. The Lord has blessed your willingness to be used by Him. Stop and thank Him together for what He has done. Magblow-out muna!

#### 5) Reassign your original Implementation Team

There are three options on where to reassign the members of your Implementation Team:

- **Continue to work on same quality**

You may want some of your Implementation Team to continue to work on the same quality that was your Weakest Quality in your first cycle. They could become the core of an ongoing team who will continue to work on this area. Even if you have seen a big improvement in this area, this doesn't mean you will now stop developing this quality. You might want to add other new members to complete this team.

- **Work on new Weakest Quality**

You may also want to use some of your Implementation Team members to be a part of the new Implementation Team that will work on your next NCD cycle and your new Weakest Quality. Their experience will be a big help to the new Implementation Team. Others can be added, to complete this new team.

- **Return to original ministry**

You may want to release some of the members of the Implementation Team to return to their original ministries now.

Kailangan at least dalawa sa Implementation Team sa first cycle ay magpapatutuloy sa second cycle para may marunong. Mabilis kasi ang turo sa second cycle.

**6) Add to your new Implementation Team**

Now that you know your new Weakest Quality, add members to your Implementation Team that are involved in ministries related to this quality. Have these new team members participate in our next network meeting.

**7) Secure a copy of the *Philippine Implementation Guide to NCD: Additional Cycles***

This book will guide you through your second cycle and beyond. You can secure a copy at PCBS bookstores, from Philippine Challenge or from your NCD distribution center. This guide is also available for free at [www.philchal.org](http://www.philchal.org). Click on “NCD/Network Meeting Guides/Second Cycle.”



[www.philchal.org](http://www.philchal.org)

**8) Work on your new Weakest Quality**

Go ahead and start right away to strengthen your new Weakest Quality. Because of your experience, you will now be able to use Growth Forces more effectively in your action planning.


Continuous cycles are essential! This will help your church to continue to grow in quality and quantity.

### 9) What if your Weakest Quality is the same as before?

The most common reason for this is not completing your goals. Or, sometimes, all qualities increase, leaving the same Weakest Quality. This happens about 10% of the time. In either case, continue to work on this same quality.

### 10) Multiply your church

All healthy organisms multiply. This is true of believers, small groups and churches. If you've already been planting daughter churches, this probably made a great contribution to the health of your church. NCD research has shown that churches that have planted daughter churches have an average score of 53 (averaging the score of all 8 characteristics). Churches that have not planted a daughter church have an average score of 48. Now that your church is healthier, it will be in an even stronger position to continue to multiply churches! If your church hasn't multiplied yet, now's the time! Start now to plant daughter churches that will also plant daughter churches.



## ACTION PLAN FOR YOUR NEXT CYCLE

### 1) Evaluate

When will you complete your evaluation of your first cycle?

\_\_\_\_\_ (date)

### 2) Celebrate

What are some of the biggest things you have to celebrate?

\_\_\_\_\_

How will you celebrate?

\_\_\_\_\_

### 3) Reassign your Implementation Team

What ministries will you reassign your Implementation Team members to?

Here are some options:

- They will continue to work on the same quality, your previous Weakest Quality.
- They will be a part of the new Implementation Team and work on the new Weakest Quality.
- They will return to their previous ministry.
- Other

IMPLEMENTATION TEAM MEMBER	NEXT ASSIGNMENT

**4) Add members to your Implementation Team**

Who will you request to consider joining your Implementation Team? These potential members should be currently involved in ministries related to your new Weakest Quality.

---

---

Who, from your original Implementation Team, will be responsible to recruit these new team members?

---

---

(You might want to use the Position Description for Implementation Team Members to recruit these people. You can find this on pg. 59.)

**5) Secure a copy of the *Philippine Implementation Guide to NCD: Additional Cycles***

- a) Where will you get this?
- b) Who will be responsible?

**6) Work on your new Weakest Quality**

How will your church work on your new Weakest Quality?

- a) We will continue with this network into the second cycle.
- b) We will facilitate a new network of new churches and work on our new Weakest Quality sabay sa kanila.
- c) We will not work on our new Weakest Quality. Iiwanan na namin ang church health.

**7) Multiply your church**

Where is your target barangay for church planting?

---

---



## Accountability for Personal Development

Meet now with the group of three you formed last month when we discussed Comprehensive Small Groups.

### **Make your small group involvement more comprehensive**

Share with your group:

- 1) In which area of your small group involvement are you least experiencing the triune God working in and through you? Head, hands or heart?
- 2) Ano ang action step na gusto mong tuparin nitong buwang nakalipas upang maging mas comprehensive ang pagkilos ng Diyos sa buhay mo sa iyong small group involvement?
- 3) Kumusta ang progress?
- 4) Ano ang progress na gusto mong makita pa sa buhay mo?

### **Affirmation**

This will be your last time to meet with your Three Colors Group. Share words of affirmation with one another.

### **Prayer**

Source: *Natural Church Development*, pgs. 75-76, *Color Your World with NCD* pgs. 94-95.

## Multiply Your Network

New networks

New networks that will be starting are: \_\_\_\_\_

\_\_\_\_\_

\_\_\_\_\_

Meron pa ba? \_\_\_\_\_

Schedule for Network Facilitator training

**Date:** \_\_\_\_\_

**Time:** \_\_\_\_\_

**Venue:** \_\_\_\_\_

Implementation Team meeting

Your Implementation Team needs to meet within one week from today to evaluate your first cycle. Set the details for your meeting now:

**Date:** \_\_\_\_\_

**Time:** \_\_\_\_\_

**Venue:** \_\_\_\_\_



## IMPLEMENTATION CHECKLIST FOR MEETING #10

Use the summary checklist below to monitor your progress. ✓ Check the box when the corresponding item is completed. Complete all items within one month. Target date for completion: \_\_\_\_\_

- 1. We have done a thorough evaluation of the first cycle.
- 2. We have celebrated what the Lord has accomplished during the first cycle.
- 3. We have shared prayer concerns.
- 4. We have reassigned our Implementation Team.
- 5. We have recruited new members for our new Implementation Team.
- 6. We are multiplying our church by planting a daughter church. (You could be working on this already, or you have at least started making plans to do this.)

*Congratulations!* You have completed your first cycle!

**How could your Network Facilitator help you?**

---

---

---

**How can your Network Facilitator pray for you?**

---

---

---

**Church:** \_\_\_\_\_

**Name of Implementation Team Leader:** \_\_\_\_\_

**Date:** \_\_\_\_\_

## NETWORK EVALUATION

### 1) Strengths

What were some of the things you appreciated most about the way we have implemented NCD in our network during this cycle?

### 2) Improvements

How could we make improvements in the way we implement NCD in our network in the next cycle?